

Cable coupler MC4 with barrel crimp contacts

Solarline | Connectors for renewable energy

EN

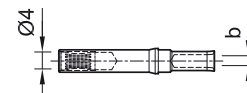
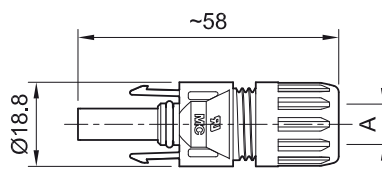


Female and male cable coupler MC4

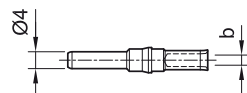
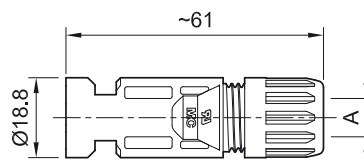
Female and male cable coupler as individual part with barrel crimp contacts (including insulating part)

- Snap-in lock
- In accordance with NEC 2020, requires a tool to open
- Proven MULTILAM technology with high long-term stability, which ensures consistently low performance loss throughout the entire service life of the plug connector
- Tried and tested plug connectors, over 15 years of experience in the field
- Available for assembly with cross-sections up to 6 AWG
- Also available as ready made leads
- Mating compatibility with the entire MC4 and MC4-Evo 2 families of connectors
- Leads made to customer's specifications available upon request

PV-KBT4...



PV-KST4...



Female cable coupler		Male cable coupler		Ø range of cable gland ¹⁾	Conductor cross section			
Order No.	Type	Order No.	Type	A (mm)	AWG	b (mm)		
32.0094-UR	PV-KBT4/5I-UR	32.0095-UR	PV-KST4/5I-UR	4.83 – 6.2	14; 12; 10	3	x	
32.0792-UR	PV-KBT4/5X-UR	32.0793-UR	PV-KST4/5X-UR	6.2 – 7.0	14; 12; 10	3	x	
32.0096-UR	PV-KBT4/5II-UR	32.0097-UR	PV-KST4/5II-UR	7.0 – 8.60	14; 12; 10	3	x	
32.0080-UR	PV-KBT4/8II-UR	32.0081-UR	PV-KST4/8II-UR	6.05 – 8.56	8	4.4	x	x
32.0336-UR	PV-KBT4/13II-UR	32.0337-UR	PV-KST4/13II-UR	7.00 – 9.00	6	5	x	

Accessories

32.0716	PV-BVK4	Sealing cap, suitable for socket side
32.0717	PV-SVK4	Sealing cap, suitable for plug side
32.6024	PV-MS	Open-end spanner set (consisting of 2 open-end spanners), plastics To tighten and unscrew the cable gland and to open the locking device of the connection.



Assembly Instructions MA231, MA710

www.staubli.com/electrical

¹⁾ For more detailed information concerning the suitable cable gland range, please consult MA231 and MA710

Technical data	
Connector system	Ø 4 mm
Rated voltage	1500 V DC (UL) 1000 V DC (CSA)
Rated current UL	30 A (14 AWG) 35 A (12 AWG) 50 A (10 AWG) 70 A (8 AWG) 95 A (6 AWG)
Ambient temperature range	-40 °C ... +85 °C
Degree of protection, mated unmated	IP65, IP68 (1 h/1 m) IP2X
Overvoltage category/Pollution degree	CATIII/3
Contact resistance of plug connectors	≤0.25 mΩ
Safety class	1500 V DC: 0
Contact system	MULTILAM
Type of termination	Crimp (barrel crimp)
Contact material	Copper, tin plated
Insulation material	PC/PA
Locking system (UL)	Locking type, requiring tool
Flame class	UL94-V0
Ammonia resistance (acc. to DLG)	yes
Salt mist spray test, degree of severity 6	yes
UL recognized component, in accordance with UL 6703	E343181
CSA certified, in accordance with UL6703 (8 AWG version only)	250725

Crimping pliers²⁾

PV-CZM...



PV-CZLX/6AWG



Order No.	Type	Designation	Crimp range AWG	Crimptype		Assembly instruction
				Open crimp AWG	Barrel crimp AWG	
32.6020-22100	PV-CZM-22100	Crimping pliers	12; 10; 8	12; 10	8	MA251
32.6020-23100	PV-CZM-23100	incl. locator and insert	14; 12; 10; 8		14; 12; 10; 8	MA251
32.0349	PV-CZLX/6AWG	Crimping pliers, incl. locator	6		6	MA710

Individual parts for PV-CZM-...

32.6021-22100	PV-ES-CZM-22100	Insert	12; 10; 8	12; 10	8	MA251
32.6021-23100	PV-ES-CZM-23100	Insert	14; 12; 10; 8		14; 12; 10; 8	MA251
32.6055	PV-LOC-B	Locator	12; 10; 8	12; 10	8	MA251
32.6074	PV-LOC-D	Locator	14; 12; 10; 8		14; 12; 10; 8	MA251

Individual parts for PV-CZLX/6AWG

32.0350	PV-CZL/6AWG-LOC	Locator	6		6	MA710
---------	-----------------	---------	---	--	---	-------

²⁾ Please contact us for information on pneumatic crimp station options.



● Stäubli Units ○ Representatives/Agents

Global presence of the Stäubli Group

www.staubli.com